

- The Library could have a "public shaming wall" of violators
- Perhaps have an incentive for people to read and be aware of the policy, e.g., a table where people learn about the policy and then get a slice of pizza

**D. What do you think makes for effective food policy signs for students and in Library facilities? Why and why not?**

*Activity #3 – Sample food policy signs from the Library and other institutions were displayed for the Council. They were asked to write on the posters about what they thought made the sign effective or not. Additionally, they were asked if they would pay attention to such a sign in the Library – why or why not?*

**[SEE END OF NOTES FOR RESULTS.]**

**E. What are effective and fair ways to enforce the policy?**

**What strategies do you think would be effective knowing that we don't want to alienate students or damage their opinion of the Library? Also remember that the Library has two buildings, Geisel itself is an 8-story building, and we have limited staffing.**

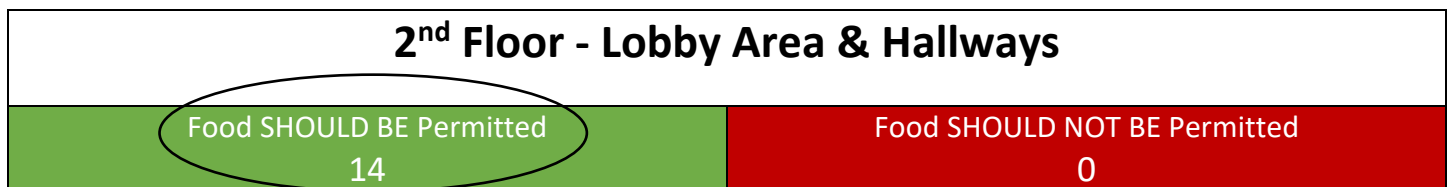
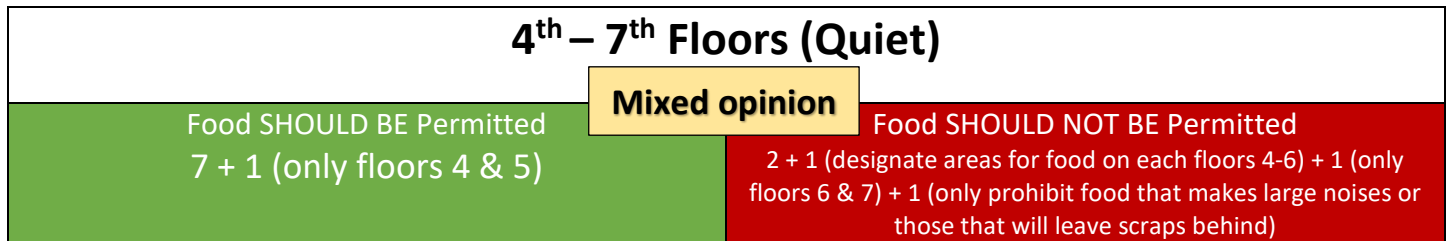
- Explain the policy politely
- Don't lecture
- Deal with repeat offenders on an individual case basis
- Be more lenient during Finals Week

**Next LSAC meeting is May 22, 2018.**

---

**Activity #1 Results** – Council members were asked to indicate on posters where they thought food should be allowed within the Library, where it shouldn't, and whether there should be limitations to types of food and drink.

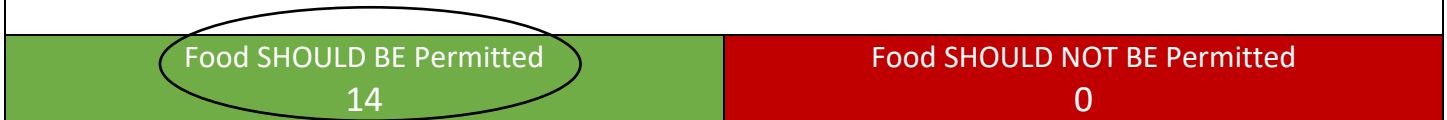
**Geisel Library**



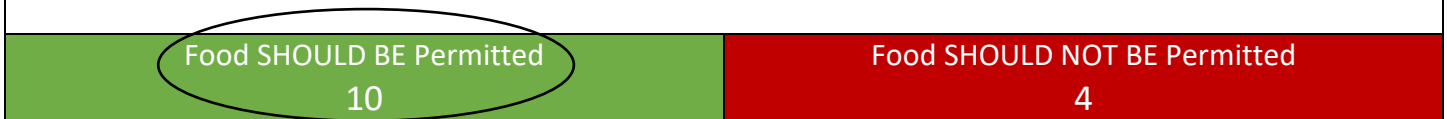
## 2<sup>nd</sup> Floor - West Commons



## 2<sup>nd</sup> Floor - East Commons / Overnight



## 1<sup>st</sup> Floor West – Brody/Media Desk



## 1<sup>st</sup> Floor Tunnel (Computers)



### *Biomedical Library Building*

## BLB 1<sup>st</sup> Floor (Computers)



## BLB 2<sup>nd</sup> Floor (Quiet)



**Activity #3 Results** – Sample food policy signs from the Library and other institutions were displayed for the Council. They were asked to write on the posters about what they thought made the sign effective or not. Additionally, they were asked if they would pay attention to such a sign in the Library – why or why not?

Sign #1



- Pros**
- 1 green dot ["Like"]
  - 1 green dot ["Like"]
  - Pretty dear
  - Clear
  - Easy to see what is & isn't allowed visually
  - Very Formal
  - Good language, presented in a non-attacking way

- Cons**
- People can translate "meals and messy foods" differently than others
  - Put a picture of a snack in the green circle
  - Attacks Italian food
  - Instead of saying "food & drink policy" @ the top, put "no food" & get rid of the drink part
  - Bad use of color; does not stand out
  - Agree, can blend into wall

**Sign #2**



**Pros**

Looks like something from public transit

**Cons**

Weird examples

Looks more like a logo than warning sign

Confusing, looks like some advertising about services

Designated meal zones?? Should specify where exactly

Too pretty & passive

What are designated "meal zones"?

Text too small

Is the hamburger allowed or not?

Too small


Sign #3



**YOUR HOT, SMELLY AND/OR MESSY FOOD IS CREATING A STINK IN THE LIBRARY!**

**Reminder: The UCSD Libraries' Food Policy allows covered beverages and small, snack food items (except in designated areas).**

**NO HOT FOODS, ODOROUS FOODS AND/OR MESSY FOODS ARE ALLOWED IN THE LIBRARIES!**



<http://libraries.ucsd.edu/services/foodanddrink.html>

**Pros**

- Attempts humor...?
- Very detailed
- Good at calling attention to the smell problem
- A clear warning and a call for action

**Cons**

- A little too much...too wordy
- A bit wordy
- Might make person reading it feel attacked
- Too much to read
- Too many colors (at least the blue & gold border distracts)

Sign #4



**Pros**

- Use of symbols
- Appeals to “emoji” use/vibe
- Easy to read

**Cons**

- Should be “silence” your cell phones
- Need bigger symbols/color to make it stand out
- The first line is cheerful and doesn’t convey that it is a rule sheet because people will only skim the first line and not read the rest
- Attempts to say too much
- Unrealistic expectations
- Very vague/UCSD’s policy is more complicated
- Should focus on one message only because people don’t have long enough attention spans to read through all four panels
- Feel attacked



**Sign #5**



**UCSD Libraries' Food and Drink Policy**

The UCSD Libraries' Food and Drink Policy permits the bringing in and consumption of beverages from containers with lids and individual size snack food items, EXCEPT IN DESIGNATED AREAS.

All other food and beverages are NOT permitted in the Libraries

**YES!** got food? **NO!**

**YES!** Candy bars, granola bars, power bars, and other non-meats, non-creamy individual snack foods

**NO!** Hot entrees, burgers, French fries, pizza, noodles, sub sandwiches, burritos, tacos, soup

**YES!** Individual "snack size" containers of chips, cookies, candy, and other snack foods

**NO!** Large size bags or packages of chips, crackers, cookies, doughnuts, salads, etc.

**YES!** Small amounts of finger foods (e.g., small size fruit and vegetables, dried fruits and nuts, string cheese)

**NO!** Hot, smelly, messy items unwrapped or in boxes, bags, carry-out containers, etc.

**YES!** Beverage containers with lids, including pop-top cans. Lids should be kept on bottles and containers except when drinking

**NO!** Beverage containers without lids, such as open topped coffee mugs, disposable coffee cups without lids, and soda cups without lids.

**got drinks?**

All other food and beverages are NOT permitted in the Libraries

Patrons who refuse to comply with the UCSD Libraries Food and Drink Policy are considered in violation of the UCSD Libraries Use and Conduct Code.  
Policy effective: August 30, 2008

**Pros**

A lot of pictures

Clear examples provided

**Cons**

The writing is too small

Too busy

A lot of information

A little too much...

Too much going on

Poor graphics

Makes my brain hurt

Needs brighter pics

Too much going on

Too wordy. People might find food that shouldn't be allowed but is not in either of the pics

Should change color of font between "yes" and "no"

Sign #6



**Pros**

- Simple ☺
- On Point
- So bright
- Clear
- Big font
- Straight forward
- It's very to the point

**Cons**

- Not very descriptive
- Similar colors so might not stand out
- Not aesthetic
- Bad font
- Too vague
- Feel attacked



Sign #7



**BEYOND THIS  
POINT**

**Pros**

One green dot ["Like"]  
Straight forward  
Super clear & authoritative  
"Stop" sign draws attention  
Straight forward  
Clear  
Good for locations where food is prohibited  
Uses only three colors, very to the point

**Cons**

Could be not useful depending on how you define point  
Feel attacked (just a joke)

Please keep the library

**FREE**

of

**PIZZA**

No hot food is permitted  
in the library.

A seating area is available  
on the ground level foyer.

Pros

Funny  
I like the design  
Eye-catching red theme  
Nice graphical design

Cons

Seems to appear that only pizza is not allowed  
“Free” and “Pizza” are highlighted, making you read  
it closely, but still might be a waste of time to read  
People tend to skim, not read  
People might just read “Free Pizza”  
Only bans “hot” foods  
Movie sign?  
The graphics make it appear as if there’ll be a movie  
night....people aren’t going to take it seriously

**Sign #9**



**Pros**

- One green dot ["Like"]
- Clear about computer stations
- Clear
- Not too much text

**Cons**

- I don't like the water bottle legs
- Odd font
- People will miss the "carpeted" part
- Hard to notice
- Weird looking drawings
- Bad graphics
- Long sentence
- Should add a computer picture next to the food graphics so people know what the main point is